

This article was published in ASHRAE Journal, November 2011. Copyright 2011 American Society of Heating, Refrigerating and Air-Conditioning Engineers, Inc. Posted at www.ashrae.org. This article may not be copied and/or distributed electronically or in paper form without permission of ASHRAE. For more information about ASHRAE Journal, visit www.ashrae.org.

Getting Smart On the Electrical Grid

By **Ed Koch** and **Roy Kolasa**, Member ASHRAE

Utilities are transforming the way they manage the electrical grid and rewriting the relationship with their customers. The Smart Grid is helping catalyze this change through improved architecture and insight that enables utilities to avoid power disruptions by partnering with customers to better manage load. For buildings, this increased visibility and control means more insight into how they're consuming electricity — and how much utilities charge for it.

As a result, as more utilities embrace the Smart Grid, facility managers have an opportunity to reap its benefits, including detailed insight into changing energy conditions and costs, and more control to choose when and how to respond to these changes. Through automation and smart building controls, businesses and industries can maximize potential energy savings with minimal involvement.

Changing Landscape & Opportunities

Nationwide, the Smart Grid is enabling utilities to use dynamic pricing structures, which more closely link overall demand with the cost of delivering electricity, and facilities must take note. For commercial and industrial customers, rates could increase by 10 or more times the normal rate during the highest-demand days of the year. As these pricing structures be-

come increasingly common, measures like automated demand response programs, which automate a building's response to energy prices and reliability signals, are becoming increasingly available to commercial and industrial facilities. These programs are repeatable, scalable and flexible and remove the human factor, helping save valuable personnel resources while improving the accuracy of energy reduction measures to maximize the amount of money a facility can save during peak pricing periods. By opting into these programs now, facilities have an opportunity to significantly reduce costs and ready themselves to leverage load control as a future revenue driver.

About the Authors

Ed Koch is co-founder and chief technology officer of Akuacom, acquired by Honeywell in 2010. Koch served as chair for the Open Automated Demand Response (OpenADR) Standards Working Group at the Lawrence Berkeley National Laboratory (LBNL). **Roy Kolasa** is an open system integration manager for Honeywell Building Solutions.

Smart Grid standards efforts are helping to foster this adoption. The U.S. Federal Energy Regulatory Commission (FERC) and the National Institute of Standards and Technology (NIST) recognized the need for standardizing how demand response signals are sent to enable broader demand response participation.¹ To that end, NIST also issued a priority action plan (PAP 09) based on the need for standards for demand response signals. Several organizations have responded to meet the call, and among those is the Organization for the Advancement of Structured Information Standards (OASIS), a non-profit consortium driving the development, convergence and adoption of open standards for the Smart Grid. Specifically, OASIS is developing an energy interoperation standard currently in public review and awaiting adoption.

At the foundation of the OASIS energy interoperation standard is the OpenADR 1.0 specification, developed in 2002 as a joint project between the Demand Response Research Center (DRRC) and the state of California to establish an open communications specification to automate demand response.² The California Public Utilities Commission (PUC) and utilities began broadly adopting the specification in 2007. That same year, NIST identified the OpenADR 1.0 specification as a key specification for Smart Grid communications over the Internet as part of its roadmap.³ Since that time, the specification has been adopted throughout the controls industry.

For example, one provider of OpenADR-based technology, offers a client development program in which vendors can develop, test and demonstrate their ability to receive and consume OpenADR-based signals. To date, that program has enrolled more than 100 vendors. The OpenADR message set is being further developed through NIST's Smart Grid-standards effort, and the OASIS Energy Interoperation standard.

Similar to standards development within the buildings industry, the trend points toward open standards for the benefits they bring—including interoperability and vendor neutrality. They also help ensure assets are not left stranded, future-proofing technology investments. This open standards approach helps ensure the necessary interoperability between technologies and software systems to deliver the promise of the Smart Grid to commercial and industrial business already managed by a range of building automation and control systems.

The OpenADR Alliance, a nonprofit group created to foster the development, adoption, and compliance of OpenADR, is supporting this trend through efforts to foster industry collaboration to lower the cost, improve the reliability and accelerate the benefits of Smart Grid implementations. Driven by founding members including Lawrence Berkeley National Laboratory, Pacific Gas & Electric Company, Southern California Edison and Honeywell, the alliance aims to ensure a solid technical foundation for Smart Grid deployments using the OpenADR specification.

A Setup for Success

Opting into an automated demand response program based on the OpenADR specification, which will establish a com-

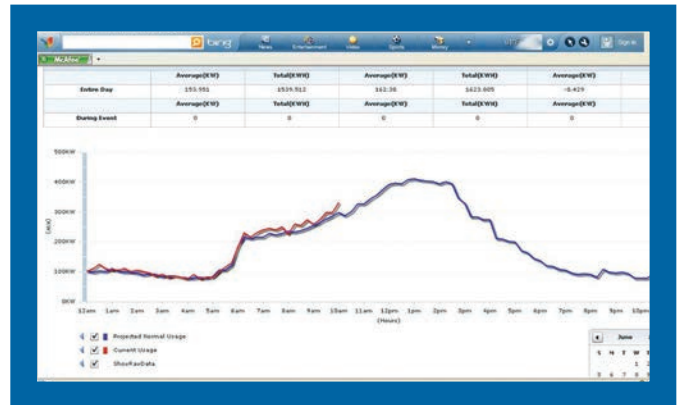


Figure 1: Real-time energy use (red) and baseline (blue) provided by demand response automation software for a fulfillment services company in California.

munications gateway over the Internet from the utility to the facility, is just the first step to a facility's involvement in the program. Facilities must also consider the necessary architectural prerequisites to ensure a building can receive and respond to the pricing signals received during an event.

The right building controls architecture provides the critical link to facilitating automated load reduction in response to utility price changes and demand response events. Using the set OpenADR message, the utility uses demand response automation software to send price and reliability signals over the Internet to an OpenADR gateway controller at the facility. The controller, in turn, interprets the message and initiates preprogrammed load reductions in select control systems, overriding the system's current setting to a predefined, more energy-efficient setting. Energy service providers can help facilities audit their energy load and design and implement these two-way communicating control systems.

For example, if the price of electricity is most expensive from 3 p.m. to 4 p.m., an automated demand response-enabled controls architecture can curb usage on select pieces of building equipment based on established parameters and save the facility money. This might entail dimming lights, increasing temperature setpoints or cycling air conditioners. Energy service companies can help facilities establish shed strategies to help maximize savings and ensure business processes are not disrupted by the usage shifts. An ice cream distributor most likely cannot curtail usage of many chillers in its warehouse, whereas a paper warehouse might be able to do so without affecting regular business processes. Each, however, likely can increase their air conditioning setpoints by two degrees.

While many facilities currently lack the necessary building automation equipment, facility managers who opt into programs at this time can often receive low- or no-cost building system upgrades and expert implementation—a bonus for participating, on multiple levels.

The Internet connection a facility uses to receive the utility's signals can be established through a hard-wired connec-

tion, as well as a wireless or cellular connection. Each option has pros and cons, depending on the needs of the facility, and facilities must examine each option when working with an energy service provider. For example, a hardwired connection is typically more reliable, while a cellular connection could be more costly because it would require a cellular data plan for the system.

Facility managers are often advised to adopt systems that communicate through an open protocol that integrates utility OpenADR signals with onsite BACnet controls. The BACnet open protocol also offers the flexibility to make future upgrades or switch building controllers, helping to better future-proof the entire system. BACnet-enabled devices, like other ADR client devices, can manage the connected control system's energy usage and report back real-time consumption rates for facility managers to more accurately monitor and gain insight into a facility's overall energy consumption trends.

Another significant advantage to BACnet is that it allows facility managers to predefine the command priority level, with up to 16 levels support-

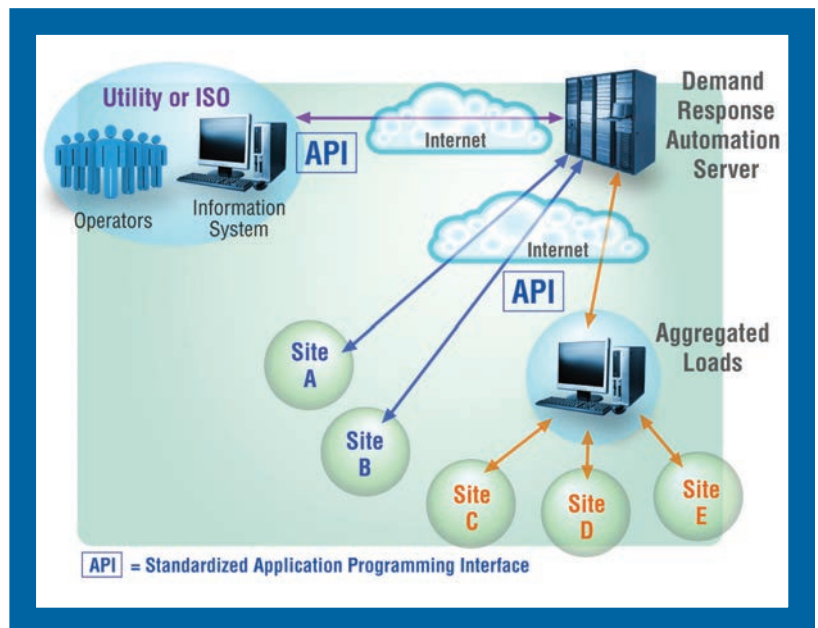


Figure 2: The OpenADR specification enables utilities to use demand response automation software to send price and reliability signals over the Internet to existing customers using a set OpenADR message. (courtesy: Demand Response Research Center/Lawrence Berkeley National Laboratory)

Small Building Web-Based Graphical Interface

Simple to Use - No Licensing



BACnet • Modbus • LON

CONTEMPORARY CONTROLS
For more information, visit www.controls.com/basview

Visit us **AHR EXPO** Jan 23-25, 2012
McCormick Place, Chicago, IL
Booth #3759

www.info.hotims.com/37992-57

ENTEliSYSTEM

ENERGY AND ENVIRONMENT. INTELLIGENCE AND INTEGRATION.



ENTEliSYSTEM: THE NEXT GENERATION
of INTELLIGENT BUILDING CONTROL SOLUTIONS.

Energy and environment. Intelligence and integration. These are the four cornerstones of the enteliSYSTEM™, the new generation of building control solutions from Delta Controls. From touch screens to wireless technology, to intuitive dashboard interfaces, our enteliSYSTEM embodies the most advanced thinking in intelligent building solutions. Our entire system has been developed to address key building operations issues: Reduction in energy consumption, sustainable building design, total occupant comfort and safety, and measurable return on investment. It's all part of *bringing intelligent buildings to life.*™

To learn more about our enteliSYSTEM, please contact us online at deltacontrols.com

enteliSYSTEM™ |  **Delta**™ Do it right
CONTROLS

“THE DELTA CONTROLS ENTELISYSTEM PRODUCT PLATFORM EMBODIES THE MOST *ADVANCED* THINKING IN ENVIRONMENTAL, ENERGY AND INTELLIGENT SOLUTIONS *for* SUSTAINABLE AND GREEN BUILDINGS.”

A Green or Sustainable Building is environmentally responsible and resource efficient throughout its life cycle. The inherent realtime monitoring, unlimited and adaptive control strategies coupled with the historical archiving capabilities of Delta Controls’ open and integrated BMS systems provide one of the best ROIs possible for sustainability expenditures by building owners. A well engineered, and properly installed and commissioned BMS will maximize the credits or points attainable from green rating systems and ensure ongoing validation. Sustainability is the new paradigm, and Delta is developing people, products and partners to create building environments that are healthy for occupants and good for the earth. This is all part of Delta’s Earthright™ green initiative.

BMS CONTROL STRATEGIES CONTRIBUTING TO SUSTAINABILITY

- Chiller plant and cooling tower optimization
- Enthalpy economizers
- Building purge cycles
- Demand control of ventilation, CO2 monitoring
- Occupancy control, and setbacks
- Scheduled control of integrated systems
- Daylight harvesting and dimmable ballasts
- Optimum Start/Stop programs
- Reset based on outdoor temperature, weather forecast, space demand
- Demand response
- Irrigation control

The Delta Controls enteliSYSTEM™ product platform embodies the most advanced thinking in environmental, energy and intelligent solutions for sustainable and green buildings. For instance, enteliWEB™ allows owners and operators to monitor

Energy and environment. Intelligence and integration. These are the four cornerstones of the enteliSYSTEM™, the new generation of building control solutions from Delta Controls.



and assess building performance information through an intuitive graphical dashboard interface. This continuous monitoring and validation helps to lower operating and maintenance costs as well as providing valuable LEED points and ongoing accountability and optimization of building systems.

enteliMESH™ wireless technology enables rapid deployment of sensors and controls to ensure your facility is optimizing its energy use while maintaining client comfort, resulting in LEED points for thermal comfort and a permanent monitoring system.

enteliTOUCH™ is an integrated touch screen and building controller that provides occupants with realtime visualization of building performance while empowering occupants to take control of their environment with the touch of a finger, occupant control that increases comfort level, occupant satisfaction and energy awareness.

The true strength of the enteliSYSTEM™ architecture is its flexible scalability. The system can be deployed as a single con-

SUSTAINABILITY BENEFITS ACHIEVED BY BMS

- Lower energy costs
- Extended equipment life & lower maintenance costs
- Increased comfort and IAQ
- Increased productivity and occupant satisfaction
- Green rating points and continuous validation
- Occupant green “buy-in” and engagement

troller at a remote building, or in an IT-converged architecture at a university campus, airport or hospital. The enteliSYSTEM™ architecture incorporates Delta Controls’ own native BACnet HVAC, Lighting and Access control systems to work together in a simple, seamless fashion. Using these products from Delta Controls is one of the best ways to provide an operator-friendly, integrated system that improves efficiency, productivity and cost effectiveness for achieving sustainability goals in new construction as well as renovation and refurbishment.

To explore your sustainability goals and solutions contact Delta Controls today at deltacontrols.com.

ed to easily accommodate various load sheds automatically. This provides facility managers with more options to respond to utility signals.

For example, a facility manager could choose to modulate energy use in correlation to different utility pricing rates, and could also indicate which loads correlate with these events. In most cases, top priority loads, like security and life-safety systems, would remain untouched and unaffected in the event of changing rates.

Finally, facility managers need a way to monitor the impact of an automated demand response program on overall energy use. The proper implementation architecture can help facility managers identify energy consumption trends in their buildings and potentially find other opportunities to improve energy efficiency. A building that already has a capable BAS may only need an open protocol driver and temporary override control logic. Or, it may be as simple as installing an ADR client with output relays and commissioning a stand-alone DDC device.

Automation at Work

Southern California is a prime example and current hot spot for automated demand response activity. The region boasts an aggressive automated demand response program that is en-

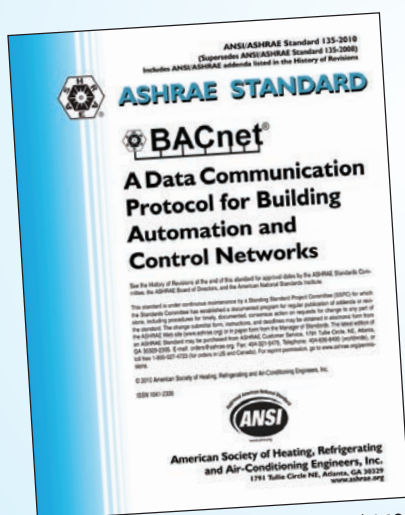
abling the local utility to increasingly rely on automation to help drive greater shed opportunities. As a result of these efforts, the utility currently controls more than 160 MW of customer load. One of the involved customers is a South Orange County, Calif.-based fulfillment services company.

When the utility implemented a new tiered pricing structure that could see rates rise from \$0.13 per kWh to \$1.49 per kWh during peak periods, the company enrolled in an automated demand response program. Through the program, the fulfillment firm worked with an energy service provider to help curb its electricity consumption and lower operating costs within its 235,000 ft² (21 832 m²) facility. The energy service provider applied funds from a Department of Energy Smart Grid Investment Grant, and the fulfillment firm coupled these funds with local utility rebates to implement the technology upgrades necessary for automated demand response participation at little cost.

Preparatory work also included designing a control system and load reduction strategies that matched its business needs. Prior to the program, the firm lacked an automated building control system and handled any equipment adjustments manually. Its different control systems operated independently of each other and lacked monitoring capabilities, so facility man-

Revised Edition Promotes Device “Interoperability”

ANSI/ASHRAE Standard 135-2010, *BACnet – A Data Communication Protocol for Building Automation and Control Networks*, allows building equipment and systems manufactured by different companies to work together. It is the only open, consensus-developed standard in the building controls industry.



Price: \$170 (ASHRAE Member: \$140)

New in this revised edition:

- Higher speeds for MS/TP networks and wiring guidance for optically isolated segments
- New requirements for workstations and the definition of new kinds of workstations
- New engineering units to support smart grid and other emerging applications
- A new Global Group object for gathering, monitoring and distributing sets of data
- 6 new objects to support physical access control
- 12 new objects to support the full complement of all data types, including strings

To order, visit the ASHRAE Online Store at www.ashrae.org/135-2010

www.info.hotims.com/37992-107

agers were not aware of any high consumption rates or opportunities for improvement.

For example, the facility's HVAC control system was comprised of 45 HVAC rooftop units connected to 45 individual programmable thermostats. The facility separated the thermostats into banks of 17, 12 and 16, all dispersed throughout the facility, which made for a great exercise program during demand response events. The facility's 29 forklift battery charging units ran independently, and required manual intervention for load reduction. A panel controlled some of the facility's T5 and T8 lighting; however, system changes required manual intervention. And individual light switches controlled other lights, requiring employees to manually turn them on and off.

As part of the automated demand response program, the firm was able to work with its energy service provider to identify opportunities for upgrades and integration. The firm then developed load reduction strategies that did not impact core business processes. Close inspection revealed that the facility's lighting and HVAC systems, along with its forklift battery chargers, were among the top energy consumers and offered the most significant opportunity for energy savings.

Next steps involved integrating a number of smart building control technologies, including an OpenADR gateway controller and an Energy Management System (EMS). These controls centralize management of the different systems and manage the load reduction actions during the utility's automated demand response events without intervention of the facility manager. GRFS also opted to install remote input/output modules to oversee forklift battery chargers and commercial thermostats for the facility's HVAC systems. This solution provides the company's facility manager with a single system for control and visibility of the building's energy consumption and historical baseline throughout the day, in real time.

The upgraded controls and technology enabled building temperatures to automatically rise slightly during peak pricing events. The firm preset the forklift battery chargers to turn off during critical peak pricing events. Finally, the upgraded technology enabled the majority of the facility's lighting in the operations area to automatically shut down during non-production hours when a demand response event occurred.

In the summer of 2010, the firm saved about \$8,000 by implementing these shed strategies during 12 utility demand response events. During a demand response event on a hot summer day, the firm's automated demand response implementation quickly and automatically reduces its demand by at least 146 kW and sustains that reduction throughout the four-hour event—far exceeding the expected 96 kW of load reduction measured during initial commissioning of the shed strategies immediately following the implementation.

The initial technology upgrades and real-time energy usage data have spurred the firm to seek more opportunities to further expand its energy savings. For example, the firm is planning to install economizers to use outside air to cool parts of the facil-

ity, and it is investigating using natural lighting to illuminate areas of the facility to further reduce its lighting system load.

Ensuring a Sustainable Future

Knowledge is power, and facility managers are making more informed energy management decisions based on the additional insight enabled by the Smart Grid. As a result, cost-saving opportunities are plentiful, including those available through efforts like automated demand response programs—if facility managers know how to take advantage of them.

With investment costs at a minimum due to government and utility incentives, now is the time for facility managers to take advantage of these programs. It will place them ahead of the curve and help secure a more sustainable future for their businesses.

References

1. Federal Energy Regulatory Commission Staff. 2010. "National Action Plan on Demand Response." www.ferc.gov/legal/staff-reports/06-17-10-demand-response.pdf. Demand Response Research Center. 2011.
2. "Open Automated Demand Response." <http://openadr.lbl.gov/>.
3. National Institute of Standards and Technology. 2010. "NIST Special Publication 1108: NIST Framework and Roadmap for Smart Grid Interoperability Standards, Release 1.0." www.nist.gov/public_affairs/releases/upload/smartgrid_interoperability_final.pdf. ●


Advertisers Index/Reader Service Information

Two fast and easy ways to get additional information on products and services in this issue:

1. Visit the Web address below the advertiser's name for the ad in this issue.
2. Go to www.ashrae.org/freeinfo to search for products by category or company name. Plus, link directly to advertisers' Web sites or request information by e-mail, fax or mail.

Company	Page
Web Page	
ASHRAE BACnet Std	B34
info.hotims.com/37992-107	
BACnet International	B36
info.hotims.com/37992-59	
Cerus Industrial	B28
info.hotims.com/37992-56	
Contemporary Controls	B31
info.hotims.com/37992-57	
Contemporary Controls	B21
info.hotims.com/37992-58	
Delta Controls	B32–B33
info.hotims.com/37992-106	
Reliable Controls	B2–B3
info.hotims.com/37992-54	
Viconics	B5
info.hotims.com/37992-52	
Viconics	B15
info.hotims.com/37992-53	
Wattstopper/Legrand	B9
info.hotims.com/37992-55	

For information on advertising in the ASHRAE Journal, contact Greg Martin at 678-539-1174 or gmartin@ashrae.org.



Access Success Stories, Journal, Education, News, and Events with your BACnet International membership. Best of all, Individual membership is **FREE!**

Visit www.bacnetinternational.org



Where the pieces come together

